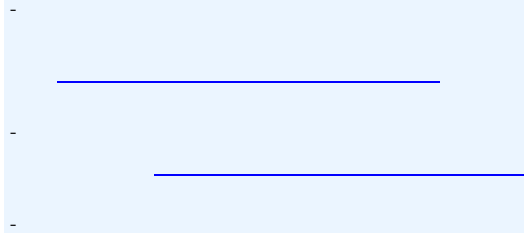



Sutterville Elementary School

2022-2023 School Accountability Report Card (Published During the 2023-2024 School Year)

General Information about the School Accountability Report Card (SARC)

SARC Overview



DataQuest

Class Assignments

Indicator	2020-21	2021-22
Misassignments for English Learners		
No credential, permit or authorization to teach		


2023-24 Quality, Currency, Availability of Textbooks and Other Instructional Materials

--

History-Social Science

Foreign Language

Health			



B. Pupil Outcomes


State Priority: Pupil Achievement

CAASPP Test Results in Science for All Students

Subject	School 2021-22	School 2022-23	District 2021-22	District 2022-23	State
---------	-------------------	-------------------	---------------------	---------------------	-------

2022-23 California Physical Fitness Test Results

Grade Level	Component 1: Aerobic Capacity	Component 2: Abdominal Strength and Endurance	Component 3: Trunk Extensor and Strength and Flexibility	Component 4: Upper Body Strength and Endurance	Component 5:
--------------------	--	--	---	---	---------------------



2022-23 Student Support Services Staff

Title	Number of FTE Assigned to School
Counselor (Academic, Social/Behavioral or Career Development)	
Library Media Teacher (Librarian)	

Fiscal Year 2022-23 Types of Services Funded

-
-
-
-
-
-
-
-
-
-
-
-

Fiscal Year 2021-22 Teacher and Administrative Salaries

Category	District Amount	State Average for Districts in Same Category
Beginning Teacher Salary		
Mid-Range Teacher Salary		
Highest Teacher Salary		
Average Principal Salary (Elementary)		
Average Principal Salary (Middle)		
Average Principal Salary (High)	FW 56,000 (be) 66,000	EP

